

Redonnons le meilleur à la terre

BAB

6604



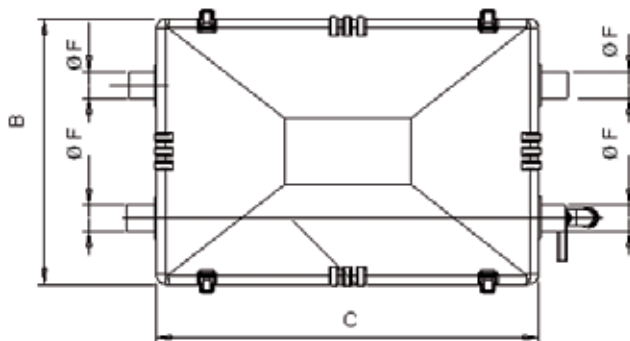
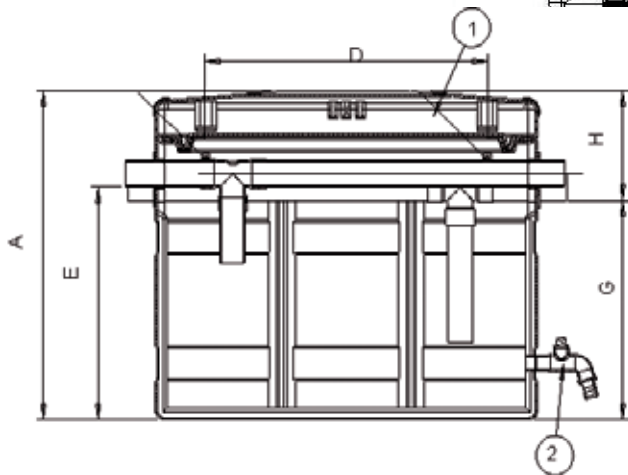
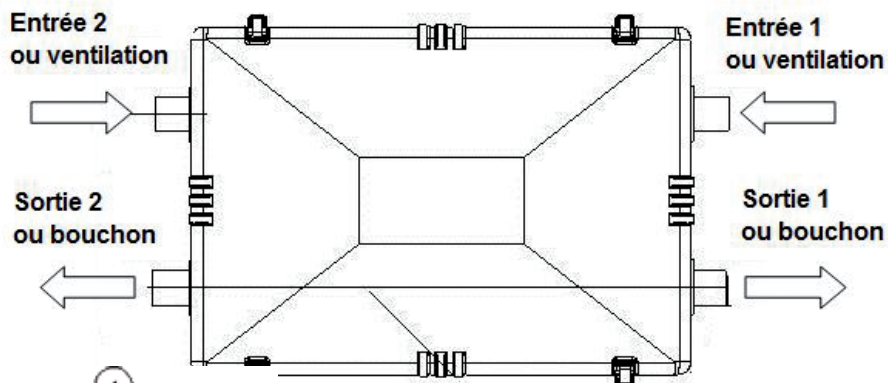
WARRANTY
20 YEARS
AGAINST
CORROSION

Installation

The device will be perfectly level in both directions and immediately installed at the outlet of the discharge siphon of the sink or source of water to be treated. This grease tank is intended for installation on the floor or in a slatted bench. It is strongly recommended, for an easy maintenance, to connect the grease tank to the wastewater network using standard Plug connectors (multi-material fittings, clamping connections ...) rather than bonding.

Any combination of connections between inlet and outlet can be achieved. The unused inlet connection will be connected to an aeration, either directly or through the main drain line which is itself ventilated (connection pipe not supplied).

The outlet pipe which is not used (lower than the inlet) will be sealed by a plug (supplied).



- 1 - Cover
- 2 - Drain valve only on BG2/6604/12-P

Reference	A	B	C	D	E	Ø F	G	H	Separator Volume
BG2/6604/12	495	400	605	448 x 243	350	40	330	165	80
BG2/6604/12-P	same dimensions - with drain valve								