

HYDROCARBON SEPARATOR CE 5 MG/L

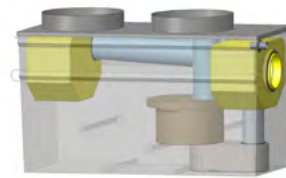
V100 SILT STORAGE AND BY-PASS

CIRCULAR PRIMER OR WITHOUT CLOSING KIT

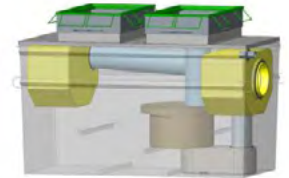
PAINTED STEEL

4799

CE
EN858-1



Oil separator with circular primers



Oil separator without closure kit

1 Technical definition

An oil separator is designed to separate and store free hydrocarbons contained in runoff water.

The sludge part of the device traps suspended solids (sand, gravel...).

These by-pass hydrocarbon separators are ideal for treating water from parking lots and roadways.

Reminder the hydrocarbon level alarm is mandatory as additional equipment unless exempted by the local authorities.

2 Maintenance

An annual inspection must be carried out to check that the unit is working properly.

It is recommended to drain the unit when sludge reaches 50% of the useful volume of the sludge trap, or when hydrocarbons occupy 80% of the separator's retention capacity (cf. NF P16-442).

After each draining operation, the unit must be refilled with water and the obturator checked for buoyancy.

General E104 maintenance instructions available on our website.

4 Advantages

- design according to NF EN 858-1 and NF EN 858-2
- Resistance to water table up to outlet water level
- Above-ground installation possible up to size 10
- Easy maintenance
- Products in stock

5 Closing system

- For devices with primer(s) : provide a cast-iron circular buffer 125, 250 or 400 KN depending on the rolling load.

- For devices without closure kit : either select one or more of the 3 KN buffers listed in the table below, or refer to data sheet 4984 to select the steel sockets with the appropriate 125 or 250 Kn cast-iron buffers.

3 Functioning

The operation of the hydrocarbon separator is based on the separation by density difference of insoluble liquids (density 0.85) contained in runoff water.

The silt storage compartment allows settling and trapping of suspended solids > 200 µm.

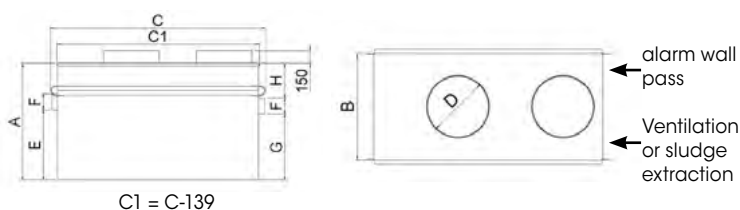
The by-pass system located at the level of the inlet box makes it possible to regulate the flow (treatment of 20% of the admissible flow).

Thanks to its large specific surface area, the coalescing system concentrates free hydrocarbons, encouraging them to collide. The hydrocarbons then rise to the surface. The automatic shutter (float) prevents any risk of hydrocarbons being released.

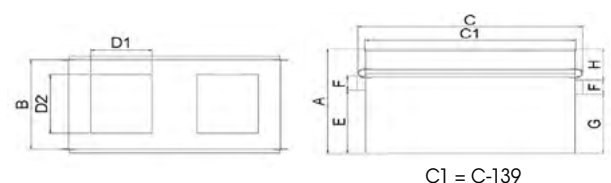
6 Handling - installation

Please refer to the PHACIER manual before handling and installing the separator.

Oil separator with circular primers



Oil separator without closure kit



HYDROCARBON SEPARATOR CE 5 MG/L

V100 SILT STORAGE AND BY-PASS

CIRCULAR PRIMER OR WITHOUT CLOSING KIT

PAINTED STEEL

Primer for enhancement	Without closure kit		Size in l/s	A	B	C	E	F	G	H	Volume Déb.	Primer for enhancement			Without closure kit				
												D	Nb TH	Total weight	D1	D2	Weight without buffer (kg)	Stainless steel buffer 3 kn	Nb buffer
Reference	Reference																		
SH4/4799/03/00	SH4/4799/03	RP1L	3	1020	717	1245	700	20	650	170	300L	600	1	127	673	577	130	TFPL	1
SH4/4799/06/00	SH4/4799/06	RP2T	6	122	807	1840	800	250	750	220	600L	750	1	216	577	673	221	TFPT	2
SH4/4799/08/00	SH4/4799/08	RG1L	8	1360	1054	1690	850	315	800	245	800L	750	1	256	577	922	256	TFGT	1
SH4/4799/10/00	SH4/4799/10	RG2T	10	1360	1054	1965	825	315	775	270	1000L	750	1	287	577	922	291	TFGT	2
SH4/4799/15/00	SH4/4799/15	RG2T	15	1360	1073	2455	860	315	810	235	1500L	750	2	330	577	922	335	TFGT	2
SH4/4799/20/00	SH4/4799/20	RG3T	20	1500	1073	3145	870	315	820	365	2000L	750	2	465	577	922	474	TFGT	3
SH4/4799/25/00	SH4/4799/25	RG3T	25	1500	1313	3145	870	400	820	280	2500L	950	2	520	577	922	524	TFGT	3
SH4/4799/30/00	SH4/4799/30	RG4T	30	1710	1313	3495	950	400	900	410	3000L	950	2	617	577	922	628	TFGT	4
SH4/4799/35/00	SH4/4799/35	RG4T	35	1810	1463	3495	1050	400	1000	410	3500L	950	2	677	577	922	688	TFGT	4
SH4/4799/40/00	SH4/4799/40	RG4T	40	1810	1463	3845	1050	400	1000	410	4000L	950	2	730	577	922	741	TFGT	4
SH4/4799/50/00	SH4/4799/50	RG4T	50	1940	1913	4045	1100	500	1050	390	5000L	950	2	839	577	922	850	TFGT	4

Options :

- OD4/100-80: Sludge suction device - see FT 4980
 - OD4/2102-... gravity drainage of hydrocarbons - see FT 4988
 - ANH22/14310-N : Visual and audible hydrocarbon alarm 220V (1 probe only) - see FT 4993 ANH22/14320 : Visual and audible hydrocarbon alarm 220V (3 probes possible) - see FT 4982
 - ANH22/14506 : Hydrocarbon alarm with solar panel power supply (connection of up to 6 sensors installed on 2 different separators) - see FT 4981
- Cast iron pad and extension, see technical sheet 4984