

*Redonnons le meilleur à la terre*


## GREASE SEPARATOR

SIZE 1 TO 10 - SILT STORAGE V100 AND EXTRACTION DEVICE DN80  
 MANHOLES OR TOTAL ACCESSIBILITY  
 BURIED INSTALLATION WITH OR WITHOUT WATER TABLE  
 MAXIMUM BACKFIL HEIGHT OF 500 MM  
 STAINLESS STEEL 304L

**AIX**

**AIXAT**

GUARANTEED AGAINST CORROSION FOR UP TO 20 YEARS



### TECHNICAL DEFINITION

A grease separator is a device designed to separate and store solid matter, grease and oil of animal and vegetable origin contained in household water.

A V100 silt storage area is integrated in each unit. Our products comply with the NF EN 1825-1 standard and are CE marked. The capacity of the grease retention is 40 liters per l/s.

Made on 304L stainless steel (EN 1.4307). Equipped as standard with a support for a grease level detector. Underground installation, with the possibility of manufacturing on site (consult us). Manhole(s) (diameter 600, height 120 mm) without cover(s), Thy system of extension(s) and cover(s) according to EN 124 are not included in the SIMOP supply.

### USE

For small communities and professional installation, collective kitchens, restaurants, the obligation to install grease separators results from the standard sanitary departmental regulation and the public health code. For food processing industries, it is essential to transmit the Special technical specifications (CCTP) of a technical research department to establish the dimensions of an adapted device.

### INSTALLATION

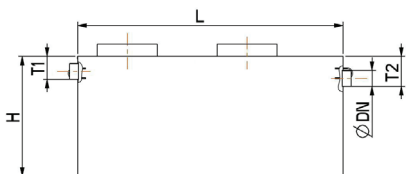
Please refer to our website to consult the relevant documents, in particular the installation instruction P108 & P109.

### MAINTENANCE

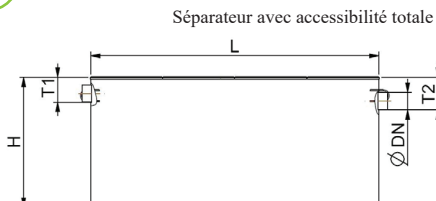
The separator should be checked, emptied and cleaned regularly and attention is drawn to the need to comply with national or local regulations regarding waste removal. The frequency of inspection, emptying and cleaning should be determined by the grease and sludge storage capacity of the separator and by operational experience. Unless otherwise specified, the separator should be emptied, cleaned and refilled with clean water at least one a month and preferably every 15 days (Standard EN 1825-2).

### EXTRACTION DEVICE

Remote suction: extraction device DN 80  
 The installer must supply and install a PVC pressure pipe to be connected to the outlet of the separator and must place the supplied fireman's connection with the separator at the curb.



Séparateur avec amorces trou d'homme



Séparateur avec accessibilité totale

Amorces trou d'homme		Accessibilité totale											Amorces trou d'homme		Accessibilité totale	
Référence	Référence	Taille nominale	Vol. déboureur (l)	Vol. séparateur (l)	Rét. graisses (l)	Longueur (mm)	Largeur (mm)	Hauteur (mm)	F.E. Entrée T1 (mm)	F.E. Sortie T2 (mm)	DN raccordement ext.	Nbre d'amorce(s)	Poids à vide (kg)	Nbre tampons inox (mm)	Poids à vide (kg)	
AI01XAMCH	AI01X025B	1	100	240	71	765	670	915	180	250	114	1	98	1 (575x670)	142	
AI02XAMCH	AI02X025B	2	200	711	175	1335	765	1150	180	250	114	1	152	2 (575x670)	241	
AI04XAMCH	AI04X025B	4	400	973	246	2000	765	1150	180	250	114	2	195	3 (575x670)	330	
AI05XAMCH	AI05X030B	5	500	1324	335	2000	1015	1200	230	300	159	2	280	3 (575x920)	442	
AI06XAMCH	AI06X030B	6	600	1827	472	2665	1015	1200	230	300	159	2	342	4 (575x920)	558	
AI08XAMCH	AI08X030B	8	800	2239	584	3330	1015	1200	230	300	159	2	404	5 (575x920)	673	
AI10XAMCH	AI10X030B	10	1000	2562	696	3995	1015	1200	230	300	159	2	463	6 (575x920)	786	

### Options :

- ANG2-3.....Alarme de niveau pour séparateurs de graisses
- ANG2-3-N.....Alarme de niveau simplifiée pour séparateurs de graisses (1 sonde possible)
- SNB/SG.....Sonde de boues

- Possibilité de fabrication sur chantier ( nous consulter )
- Possibilité de couvercle en inox léger 1,5KN ( nous consulter )