

LIFTING STATION FOR BIONUT 2 HIGH OUTPUT

REL BIONUT-B2

5170

1 Definition

Lifting station for domestic use:

- 1 cylindrical tank \varnothing 470 mm polyethylene (PE) interior
- 1 groundwater-resistant tank bottom.
- 1 screw-on PE cover
- 1 \varnothing 100 porthole seal with hole saw
- 1 cable entry \varnothing 50 ext
- 1 \varnothing 40 pressure PVC discharge pipe with elbow and union fitting
- 1 non return swing check valve.
- 1 male outlet \varnothing 40 ext
- 1 ventilation outlet \varnothing 50 ext
- 1 pump with built-in float switch and 10 ml cable, max. 35 mm solid body passage
- Height (A) increased by 119 mm for easier maintenance
- Adaptable with 250 mm extension

2 Use

Periodically check that the pump orifice is not partially obstructed.

Clean the tank periodically. Clean float switch monthly. Arrange a maintenance contract for Bionut, see user guide.

3 Functioning

Operation is automatic after connection. The tank receives the water to be lifted. The pump is triggered by a float switch, which gives the impulse to start and stop the pump.

4 Installation

See PRELPE installation instructions.

To make the inlet connection, drill a hole in the tank with a hole saw and use the porthole gasket to seal the \varnothing 100 pipe (hole saw, gasket and sleeve supplied).

The pump is ready for connection to a 220 Mono + Earth socket. It must be protected upstream by a 30 mA differential switch. If the pump cable needs to be extended, use an AE141 water-proof connection (optional).

5 Maintenance

Periodically check that the pump orifice is not partially obstructed.

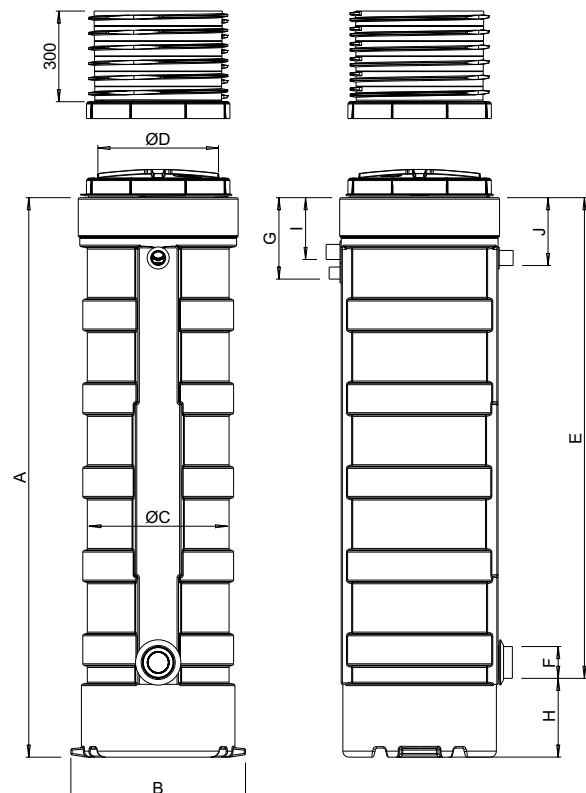
Clean the tank periodically. Clean float switch monthly. Arrange a maintenance contract for Bionut, see user guide.

6 Guarantee

The pump is guaranteed for 1 year from the invoice date. The warranty is subject to installation and maintenance conditions.



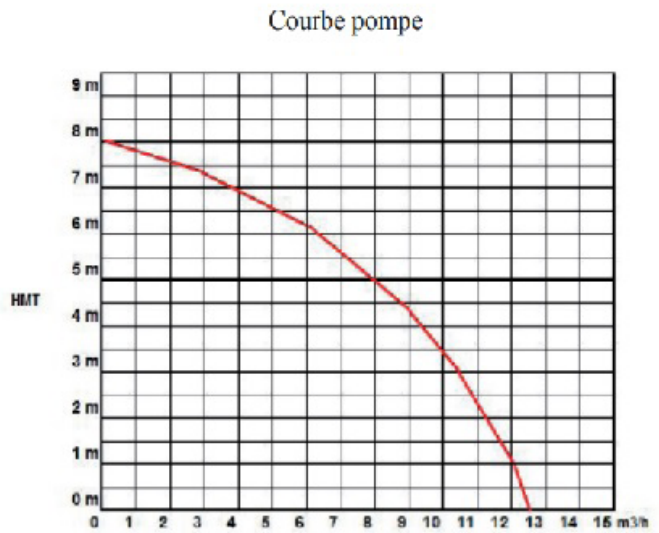
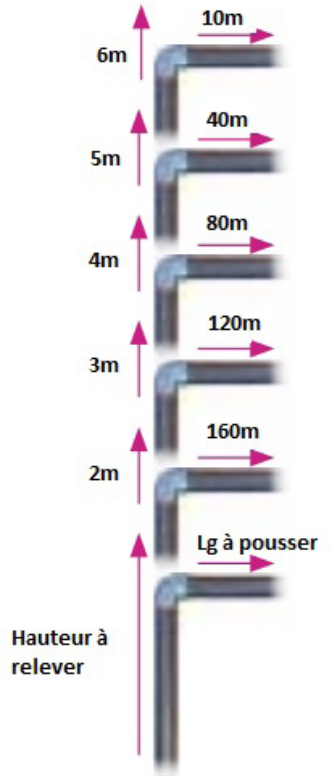
WASTEWATER TREATMENT



LIFTING STATION FOR PACK BIONUT HIGH OUTPUT

5170

→ **Maximum possible discharge distances from the station outlet**
Depending on discharge height



This presentation is based on the following assumptions:

- single-family homes with 3 to 10 users
- ø63 PVC delivery pipe
- linear length without singular load loss (elbows, reductions, valves, etc.)

References	A	B	C	D	E	F	G	H*	I	J	Pump	Power kW	Ampere intensity	Voltage volts
RELBIIONUT-B2	1855	ø 579	ø 470	ø 400	1445 à 1595	ø 100	225	260 à 410*	205	225	PLIFT5180/01	0.75	3.6	220
RH2/4031	Polyethylene extension ø 400 height 300 mm													
AE1613	Very high level audible alarm box													

* Recommended for RELBIIONUT-B2

WASTEWATER TREATMENT