

# HYDROCARBON SEPARATORS 5MG/L WITH V100 SLUDGE TRAP AND BY-PASS POLYETHYLENE (PE)

**6648**

**CE**  
EN858-1

## 1 Technical definition

A hydrocarbon separator is designed to separate and store free hydrocarbons contained in runoff water.  
The sludge part of the device traps suspended solids (sand, gravel...).  
These hydrocarbon separators with bypass and sludge trap are ideal for treating water from parking lots, roads...  
Reminder:  
A hydrocarbon level alarm is mandatory as additional equipment, unless exempted by local authorities



TREATMENT OF HYDROCARBONS

## 2 Maintenance

Periodically check that ventilation is not obstructed.  
The frequency of emptying must be adapted to the volumes of sludge and hydrocarbons intercepted.  
It is recommended to drain the unit when the sludge reaches 50% of the useful volume of the sludge trap or that hydrocarbons reach 80% of the separator's retention capacity (cf. NF P16-442).  
Take advantage of draining to clean the coalescence and the shut-off system.  
After each draining operation, the unit must be refilled with water and the obturator checked for buoyancy.  
General E101 maintenance instructions available on our website.

## 4 Operation

The hydrocarbon separator operates by separating non-soluble pollutants from run-off water by density difference.  
The silt storage compartment allows settling and trapping of suspended solids > 200 µm.  
The coalescence system, thanks to its large specific surface, makes it possible to concentrate the free hydrocarbons by promoting their collision. The hydrocarbons then rise to the surface.  
The shut-off system prevents any risk of hydrocarbons being released.  
The by-pass system located at the inlet box regulates the flow rate (treatment of 20% of the admissible flow rate).

## 3 Advantages

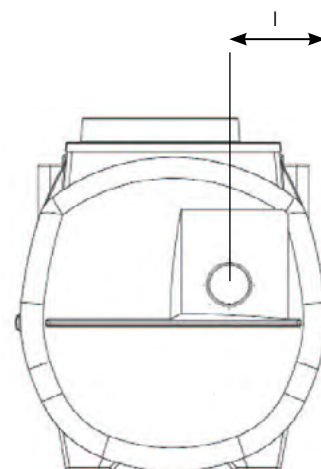
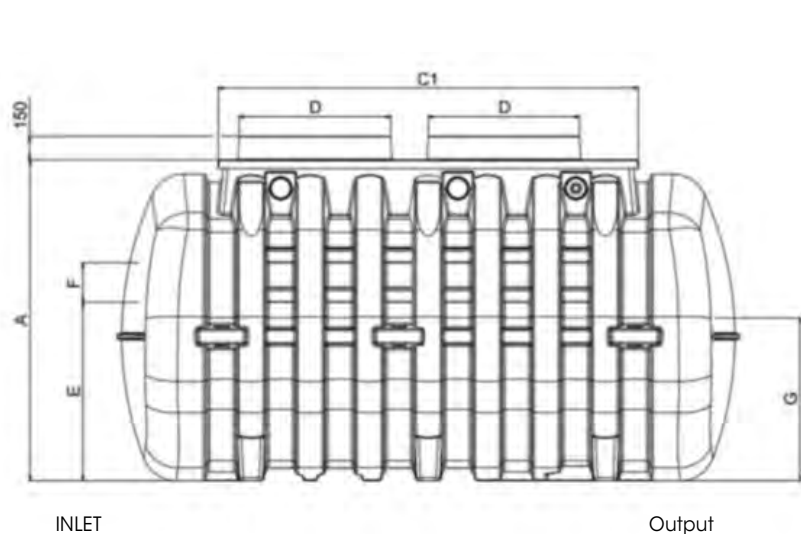
- design according to NF EN 858-1 and NF EN 858-2
- Tank guaranteed for 20 years against corrosion
- resistance in saline environment
- Resistance in water table or hydromorphic terrain up to outlet water level
- low weight
- By-pass
- easy to handle
- removable coalescence for easy maintenance
- easy to connect

## 5 Handling - installation

Please refer to the PHPE installation instructions before handling and installing the separator.

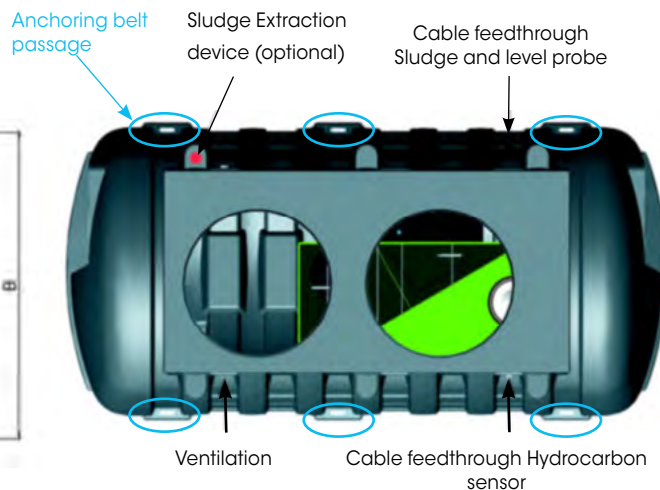
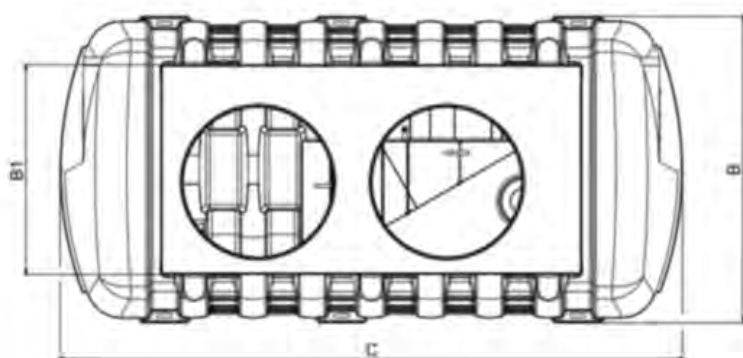
- Maximum height of water table = outlet water level.
- Concrete protection slab mandatory.
- Max. backfill height = 30 cm above the top shell

# HYDROCARBON SEPARATORS 5MG/L WITH V100 SLUDGE TRAP AND BY-PASS POLYETHYLENE (PE)



INLET

Output



| Reference      | Flow treated (l/s) | Nb. primers | A    | B    | B1   | C    | C1   | D         | E    | F   | G    | H   | I   | Vol.silt storage (liters) | Vol. hydrocarbon retention (liters) | Weight (Kg) |
|----------------|--------------------|-------------|------|------|------|------|------|-----------|------|-----|------|-----|-----|---------------------------|-------------------------------------|-------------|
| SH2/6648/20/00 | 20                 | 1           | 2030 | 1946 | 1330 | 2829 | 1532 | 950       | 1132 | 315 | 1032 | 998 | 628 | 2074                      | 377                                 | 424         |
| SH2/6648/25/00 | 25                 | 2           | 2030 | 1946 | 1330 | 3580 | 2301 | 750 / 950 | 1132 | 400 | 1032 | 998 | 628 | 2561                      | 499                                 | 516         |
| SH2/6648/30/00 | 30                 | 2           | 2030 | 1946 | 1330 | 3954 | 2676 | 950       | 1132 | 400 | 1032 | 998 | 628 | 3027                      | 559                                 | 560         |

## Options :

- ANH22/14310-N: Visual and sound hydrocarbon alarm with 220V power supply (only 1 hydrocarbon sensor possible), see FT 4993
- ANH22/14320: Visual and sound hydrocarbon alarm with 220V power supply (3 probes possible), see FT 4982
- ANH22/14506 : Hydrocarbon alarm with solar panel power supply (connection of up to 6 sensors installed on 2 different separators) - see FT 4981
- CA3/6394/10T: 10 T - 10 M anchoring belt + WINCH (4 for TN 20, 6 for TN 25 and 30)
- OD2/107: Sludge extraction DN80
- SNB/14220 : Sludge level sensor